


Item # Z-3020



Glass-to-Glass 180° Beveled Hinge

GLASS REQUIREMENTS:

- 3/8" (10mm) Tempered Glass
- 1/2" (12mm) Tempered Glass

SPECIFICATIONS:

- Solid brass body and clear polyurethane gaskets
- Glass cut-out required
- Screws and gaskets included
- Hinge swings 90° in and 90° out with self-centering
- Self-centering when within 15° of closed position
- Use thick gaskets for 3/8" glass or thin gaskets for 1/2" glass

CARES:

- Can be cleaned with water and a soft cloth
- Use of harsh or abrasive cleaners may harm finish and will void the warranty.
- Do not use power tools when installing or spray lubricant on this hinges
- 3 year warranty


AVAILABLE FINISHES:



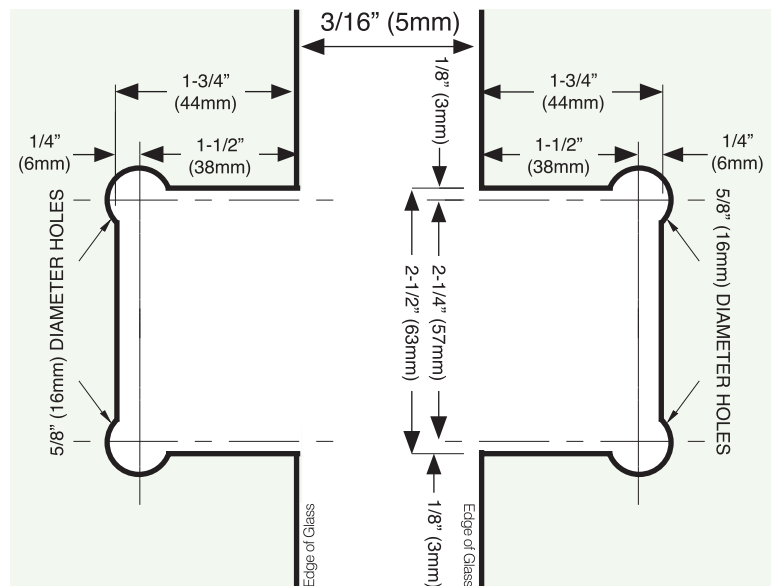
Maximum Door Capacities

2 HINGES

Weight 80 lbs (36 Kg)
Width 28" (711 mm)



Glass Cut-Out



Rev May 2022