


## Item # Z-9120



### Heavy- Duty Glass 180° Square Hinge

#### GLASS REQUIREMENTS:

- 3/8" (10mm) Tempered Glass
- 1/2" (12mm) Tempered Glass

#### SPECIFICATIONS:

- Solid brass body and clear polyurethane gaskets
- Glass cut-out required
- Screws and gaskets included
- Hinge swings 90° in and 90° out with self-centering
- Self-centering when within 15° of closed position
- Use thick gaskets for 3/8" glass or thin gaskets for 1/2" glass

#### CARES:


- Can be cleaned with water and a soft cloth
- Use of harsh or abrasive cleaners may harm finish and will void the warranty.
- Do not use power tools when installing or spray lubricant on this hinges
- 3 year warranty

#### AVAILABLE FINISHES:

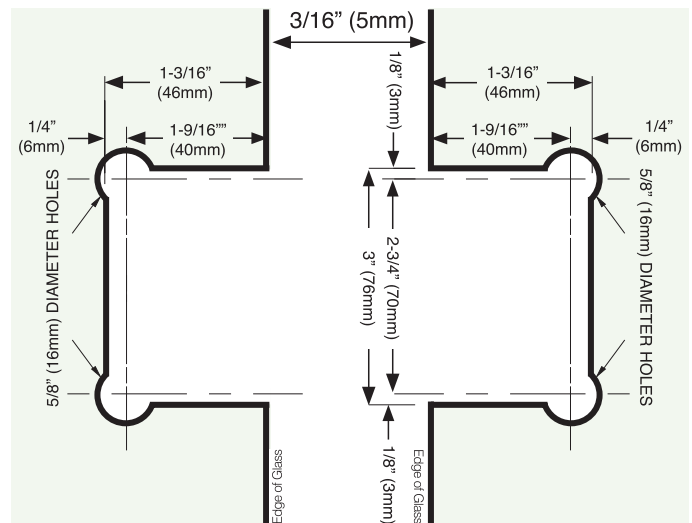


### Maximum Door Capacities

2 HINGES	3 HINGES
Weight 110 lbs (50 Kg)	Weight 140 lbs (63 Kg)
Width 36" (914 mm)	Width 36" (914mm)



#### Glass Cut-Out



Rev Nov, 2023